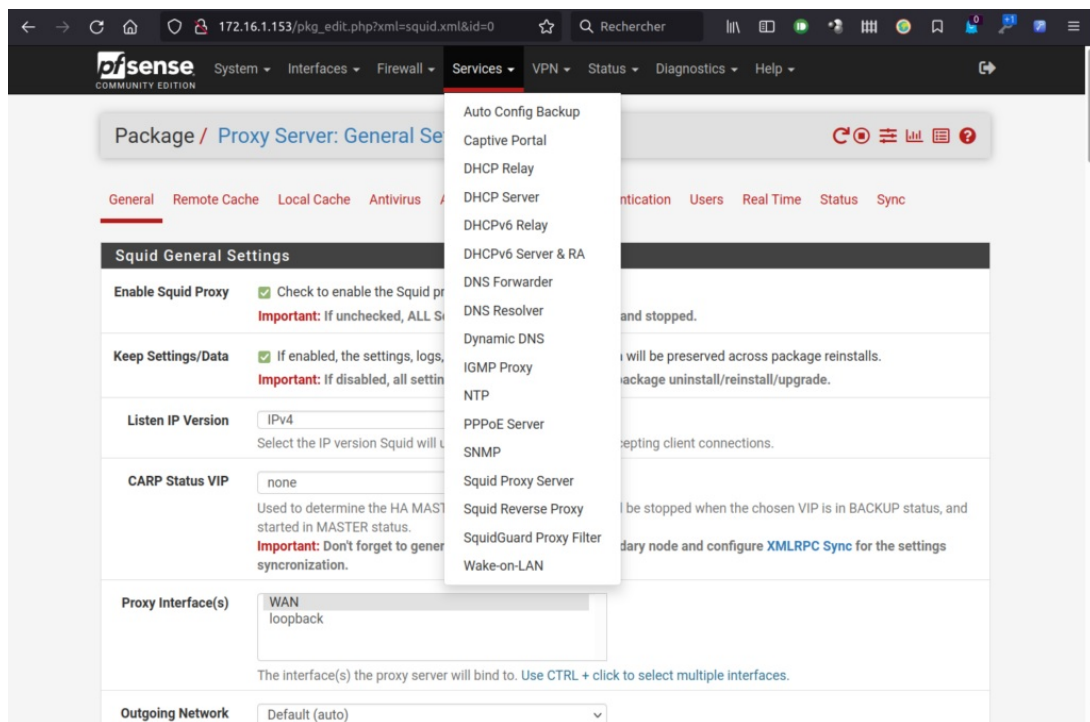


Configuration de SquidGuard

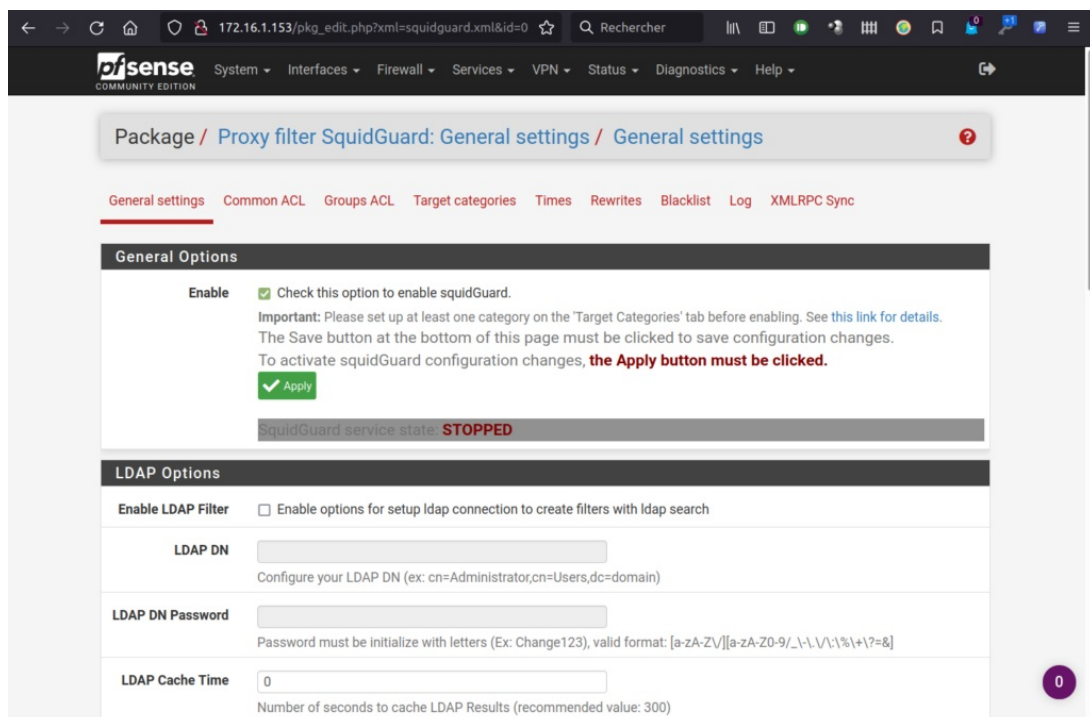
SquidGuard est un « add-on » pour Squid qui va vous permettre d'effectuer du filtrage basé sur des blacklists/whitelists.

J'utilise la blacklist de L'Université de Toulouse.

<https://dsi.ut-capitole.fr/blacklists/>



Sélectionner « SquidGuard Proxy Filter »



Cocher « Check this option to enable squidGuard »

172.16.1.153/pkg_edit.php?xml=squidguard.xml&id=0

Rechercher

Enable GUI log ☐ Check this option to log the access to the Proxy Filter GUI.

Enable log ☐ Check this option to log the proxy filter settings like blocked websites in Common ACL, Group ACL and Target Categories. This option is usually used to check the filter settings.

Enable log rotation ☐ Check this option to rotate the logs every day. This is recommended if you enable any kind of logging to limit file size and do not run out of disk space.

Miscellaneous

Clean Advertising ☐ Check this option to display a blank gif image instead of the default block page. With this option the user gets a cleaner webpage.

Blacklist options

Blacklist ☒ Check this option to enable blacklist

Blacklist proxy

Blacklist upload proxy - enter here, or leave blank.
Format: host:[port login:pass] . Default proxy port 1080.
Example: '192.168.0.1:8080 user:pass'

Blacklist URL

Enter the path to the blacklist (blacklist.tar.gz) here. You can use FTP, HTTP or LOCAL URL blacklist archive or leave blank. The LOCAL path could be your pfSense (/tmp/blacklist.tar.gz).

[Save](#)

pfSense is developed and maintained by Netgate. © ESF 2004 - 2021 View license.

Cocher « Check this option to enable blacklist » et introduire l'URL de la blacklist

172.16.1.153/squidGuard/squidguard_blacklist.php

Rechercher

System Interfaces Firewall Services VPN Status Diagnostics Help

Package / SquidGuard / Blacklists

General settings Common ACL Groups ACL Target categories Times Rewrites **Blacklist** Log XMLRPC Sync

Blacklist Update

Blacklist download progress

0%

[Download](#) [Cancel](#) [Restore Default](#)

Enter FTP or HTTP path to the blacklist archive here.

Blacklist update Log

```

Begin blacklist update
Start download.
Download archive ftp://ftp.ut-capitole.fr/pub/reseau/cache
/squidguard_contrib/blacklists.tar.gz

```

0

Effectuer le download de la blacklist

← → ↻ 172.16.1.153/pkg_edit.php?xml=squidguard_default... Rechercher

pfSense COMMUNITY EDITION System Interfaces Firewall Services VPN Status Diagnostics Help

Package / Proxy filter SquidGuard: Common Access Control List (ACL) / Common ACL ?

General settings **Common ACL** Groups ACL Target categories Times Rewrites Blacklist Log XMLRPC Sync

General Options

Target Rules

Target Rules List + -

ACCESS: 'whitelist' - always pass; 'deny' - block; 'allow' - pass, if not blocked.

Target Categories	Access	Action
[blk_blacklists_ads]	access	---
[blk_blacklists_adult]	access	deny
[blk_blacklists_aggressive]	access	---
[blk_blacklists_grief]	access	---
[blk_blacklists_associations_religieuses]	access	---
[blk_blacklists_astrology]	access	---
[blk_blacklists_audio-video]	access	---
[blk_blacklists_bank]	access	---
[blk_blacklists_bitcoin]	access	---
[blk_blacklists_blog]	access	---
[blk_blacklists_celebrity]	access	---
[blk_blacklists_chat]	access	---

Sélectionner les catégories que vous désirez filtrer

← → ↻ 172.16.1.153/pkg_edit.php?xml=squidguard_default... Rechercher

[blk_blacklists_special]	access	---
[blk_blacklists_sports]	access	---
[blk_blacklists_stalkerware]	access	---
[blk_blacklists_strict_redirector]	access	---
[blk_blacklists_strong_redirector]	access	---
[blk_blacklists_translation]	access	---
[blk_blacklists_tricheur]	access	---
[blk_blacklists_update]	access	---
[blk_blacklists_vpn]	access	---
[blk_blacklists_warez]	access	---
[blk_blacklists_webmail]	access	---
Default access [all]	access	allow

Do not allow IP-Addresses in URL ☐ To make sure that people do not bypass the URL filter by simply using the IP-Addresses instead of the FQDN you can check this option. This option has no effect on the whitelist.

Proxy Denied Error

The first part of the error message displayed to clients when access was denied. Defaults to "Request denied by \$g[product_name] proxy"

Redirect mode int error page (enter error message) ▾

Select redirect mode here.
Note: if you use 'transparent proxy', then 'int' redirect mode will not be accessible.
Options: [ext url err page](#), [ext url redirect](#), [ext url as 'move'](#), [ext url as 'found'](#)

Redirect info

Enter external redirection URL, error message or size (bytes) here.

Use SafeSearch ☐ Enable the protected mode of search engines to limit access to mature content.

Attention, le « all » est en deny par défaut, ce qui filtre tous les sites

172.16.1.153/pkg_edit.php?xml=squidguard_default

check this option. This option has no effect on the whitelist.

Proxy Denied Error

The first part of the error message displayed to clients when access was denied. Defaults to "Request denied by Sg[product_name] proxy"

Redirect mode

int error page (enter error message)

Select redirect mode here.
Note: if you use 'transparent proxy', then 'int' redirect mode will not be accessible.
Options: [ext url err page](#), [ext url redirect](#), [ext url as 'move'](#), [ext url as 'found'](#)

Redirect info

Enter external redirection URL, error message or size (bytes) here.

Use SafeSearch engine

☒ Enable the protected mode of search engines to limit access to mature content.
At the moment it is supported by Google, Yandex, Yahoo, MSN, Live Search, Bing, DuckDuckGo, OneSearch, Rambler, Ecosia and Qwant. Make sure that the search engines can be accessed. It is recommended to prohibit access to others.
Note: This option overrides 'Rewrite' setting.

Rewrite

safesearch

Enter the rewrite condition name for this rule or leave it blank.

Log

☐ Check this option to enable logging for this ACL.

Save

pfSense is developed and maintained by Netgate. © ESF 2004 - 2021 View license.

Activer le « safesearch » pour rendre votre moteur de recherche « safe »

System Interfaces Firewall Services VPN Status Diagnostics Help

Package / Proxy filter SquidGuard: General settings / General settings

General settings Common ACL Groups ACL Target categories Times Rewrites Blacklist Log XMLRPC Sync

General Options

Enable ☒ Check this option to enable squidGuard.
Important: Please set up at least one category on the 'Target Categories' tab before enabling. See [this link](#) for details.
The Save button at the bottom of this page must be clicked to save configuration changes.
To activate squidGuard configuration changes, **the Apply button must be clicked.**

Apply

SquidGuard service state: **STARTED**

LDAP Options

Enable LDAP Filter ☐ Enable options for setup ldap connection to create filters with ldap search

LDAP DN

Configure your LDAP DN (ex: cn=Administrator,cn=Users,dc=domain)

LDAP DN Password

Password must be initialize with letters (Ex: Change123), valid format: [a-zA-ZV][a-zA-Z0-9/_\.\:\%{+}?=&]

LDAP Cache Time

0

Number of seconds to cache LDAP Results (recommended value: 300)

Ne pas oublier de cliquer sur « Save » pour valider la configuration

Configuration de LightSquid

LightSquid va vous permettre de faire du reporting sur les accès Squid.

pfsense COMMUNITY EDITION System Interfaces Firewall Services VPN Status Diagnostics Help

Package / Proxy Server: General Settings / General

General Remote Cache Local Cache Antivirus ACLs Traffic Mgmt

Squid General Settings

Enable Squid Proxy ☒ Check to enable the Squid proxy.
Important: If unchecked, ALL Squid services will be disabled.

Keep Settings/Data ☒ If enabled, the settings, logs, cache, AV defs and other data will be kept across package reinstalls.
Important: If disabled, all settings and data will be wiped on install/upgrade.

Listen IP Version IPv4
Select the IP version Squid will use to select addresses.

CARP Status VIP none
Used to determine the HA MASTER/BACKUP status. Squid will only start in MASTER status.
Important: Don't forget to generate Local Cache on the backup node for synchronization.

Proxy Interface(s) WAN loopback
The interface(s) the proxy server will bind to. Use CTRL + click to select multiple interfaces.

Outgoing Network Default (auto)

- Captive Portal
- CARP (failover)
- Dashboard
- DHCP Leases
- DHCPv6 Leases
- DNS Resolver
- Filter Reload
- Gateways
- Interfaces
- IPsec
- Monitoring
- NTP
- OpenVPN
- Queues
- Services
- Squid Proxy Reports
- System Logs
- Traffic Graph

Sélectionner « Squid Proxy Reports »

LightSquid Web Port

7445
Port the lighttpd web server for Lightsquid will listen on. (Default: 7445)

LightSquid Web SSL ☒ Use SSL for Lightsquid Web Access
This option configures the Lightsquid web server to use SSL and uses the WebGUI HTTPS certificate.

LightSquid Web User admin
Username used to access lighttpd. (Default: admin)

LightSquid Web Password
Password used to access lighttpd. (Default: pfsense)

Links [Open Lightsquid](#) [Open sqstat](#)

Report Template Settings

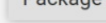
Language French
Select report language.

Report Template Base
Select report template.


Bar Color Orange
Select bar color.

Reporting Settings and Scheduler

IP Resolve Method DNS
Select which method(s) should be attempted (in the order listed below) to resolve IPs to hostnames.
Click info for details. (Default: DNS) ⓘ



System ▾
Interfaces ▾
Firewall ▾
Services ▾
VPN ▾
Status ▾
Diagnostics ▾
Help ▾



Package / Squid / Realtime Stats (SQStat)

Squid RealTime stat 1.20 for the proxy server [squid/4.15 \(127.0.0.1:3128\)](#).

Auto refresh: sec.

Created at: 10:35:31 16/10/2021

URI	Curr. Speed	Avg. Speed	Size	Time
Total: 1 users and 31 connections @ 88.09/58.29 KB/s (CURR/AVG)				
192.168.1.64				
firebaseuserstoptics-pa.googleapis.com:443		0.99 KB/s	5 Kb	6s
clients4.google.com:443	54.86 KB/s	28.64 KB/s	171 Kb	6s
www.lesoir.be:443	0.04 KB/s	1.05 KB/s	7 Kb	7s
www.googleapis.com:443		0.40 KB/s	2 Kb	7s
widgets.outbrain.com:443		0.85 KB/s	5 Kb	7s
ad.doubleclick.net:443	3.27 KB/s	2.44 KB/s	17 Kb	7s
aswpsdkeu.com:443		0.14 KB/s	1 Kb	7s
content-autofill.googleapis.com:443		0.74 KB/s	5 Kb	8s
update.googleapis.com:443	0.04 KB/s	0.82 KB/s	7 Kb	9s
stats.g.doubleclick.net:443		0.16 KB/s	1 Kb	9s
www.lesoir.be:443		0.26 KB/s	2 Kb	9s
clients2.google.com:443	0.37 KB/s	0.93 KB/s	8 Kb	9s
rossel.emsecure.net:443		0.56 KB/s	5 Kb	9s
offer.signt.eu:443		0.45 KB/s	4 Kb	9s
mv.outbrain.com:443	7.29 KB/s	3.24 KB/s	29 Kb	9s
dis.criteo.com:443		0.42 KB/s	3 Kb	9s
www.google-analytics.com:443		0.15 KB/s	1 Kb	9s
cs.emxdgt.com:443		0.29 KB/s	2 Kb	9s
sync.hgrtb.com:443		0.67 KB/s	5 Kb	9s
pixel-us-east.rubiconproject.com:443		0.36 KB/s	3 Kb	9s
www.google.be:443		0.63 KB/s	5 Kb	9s
www.facebook.com:443	14.30 KB/s	5.57 KB/s	50 Kb	9s

🕒 Révision #1

★ Créé 25 août 2024 13:01:02 par Marc Leroi

✎ Mis à jour 26 août 2024 12:59:46 par Marc Leroi